



Legacy

Noticeboards

Our Legacy Noticeboards are available as single, double or triple door displays, and all can be post or wall mounted.

Built to accommodate up to four pages of A4 paper per bay, they are the ideal way to show off your official notices, posters and signs.

These elegant, eye-catching notice boards are the perfect combination of attractive traditional design and high-quality construction; they are built to last.

Made from Iroko, a sustainable hardwood, all our Legacy Noticeboards are packed with a range of features as standard:

- Durable stainless-steel hinges and fixings throughout.
- Weather resistant seals to withstand the elements.
- Ventilation points to minimise condensation.
- Rain groove to prevent water staining.
- Vandal resistant polycarbonate glazing provides excellent clarity.

Our post mounted boards have a standard leg length of 2.4 metres, bespoke leg lengths are available on request.

If you need something special, or want to match existing designs, we can manufacture custom-built boards to meet most requirements.



Single Door Noticeboard

Capacity:	4 x A4
Wall Mounted (mm):	567 x 115 x 922 (WDH)
Post Mounted (mm):	682 x 115 x 2400 (WDH)




Double Door Noticeboard

Capacity:	8 x A4
Wall Mounted (mm):	1035 x 115 x 922 (WDH)
Post Mounted (mm):	1150 x 115 x 2400 (WDH)



Triple Door Noticeboard

Capacity:	12 x A4
Wall Mounted (mm):	1571 x 115 x 922 (WDH)
Post Mounted (mm):	1686 x 115 x 2400 (WDH)



The Legacy Noticeboard not only offers you an elegant and traditional design as standard, but also comes with a range of customisable options, meaning you can create a noticeboard perfectly suited to your individual surroundings and requirements.

Customisable options:

STEP ONE: Choose the size

Available as a single, double, or triple door display.



STEP TWO: Choose your fixings

Available as wall or post mounted noticeboard. Choose whether you would like to fix your Noticeboard to a wall using our hardwood wall mounting frame or choose to add 2.4m Iroko posts for post mounting.

STEP THREE: Choose your bespoke engraving

Personalise your noticeboard with engraving on the header or footer (or both!) to showcase your area, organisation, site, or building.



STEP FOUR: Choose the engraving font and colour

Choose from our range of stylish fonts and weather-resistant engraving paint colours to suit your personal design. Your engraving will be hand-painted by our highly skilled and experienced team.

Fonts available:

Choose from a range of fonts including: Times New Roman, **Rockwell**, **Comic Sans**, Arial, Arial Rounded. Other fonts available on request.

Colours available:


Choose from a range of weather resistant colours including Black, Green, Yellow, Gold, Blue and more.



Bespoke Options

STEP FIVE: Choose your noticeboard backing

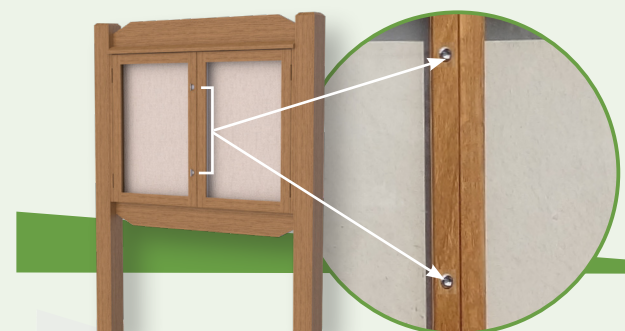
Choose how you would like to fix your notices – we have two options available, choose from either a traditional pinboard or a more contemporary magnetic backing.



STEP SIX: Choose your access and security

Choose how you would like to open your noticeboard, depending on who will be adding information to the board.

If you want to allow public access you can choose an easily accessible thumb turn lock, or for more limited access you can add a double security lock with a key. If you would prefer a combination of access options, feel free to speak to us to see if we can help.



STEP SEVEN:

Choose to add a Legacy Noticeboard Planter

Add a finishing touch by complementing your display with a co-ordinated Legacy Noticeboard Planter. Also available with a self-watering option.

