

DATE: November 2024



Independent Arboricultural Consultancy

TREE CONDITION REPORT FOR Henley in Arden Town Council

AUTHOR: MARK CHESTER

Site

Brief: This report has been commissioned by Hamden in Arden Town Council.

The Town Council is responsible for the management of trees on three parks and public areas. This report has been commissioned to inform the Town Council on the condition of the trees and works required to enable budgets and priorities to be established. The reader is encouraged to read both the 2023 report and the addendum on phase one works, written further to the site visit on 22nd November 2024.

Protected Tree Status

Some trees are subject to protection by being the subject of a Tree Preservation Order or being situated within a Conservation Area. Consent to work on such trees is usually required.

We understand that the trees on this site are NOT subject to a Tree Preservation Order. However, most of the area surveyed is within a Conservation Area. This report can serve as the technical statement to accompany an application for consent for recommended works.

Summary of the Trees

| | |
|---|----------|
| Number of trees surveyed | 146 + 50 |
| Number of trees requiring work | 99 + 50 |
| Number of trees requiring urgent work (within the next three months) (1*) | 0 |
| Number of trees requiring work within the next 12 months (1) | 17 + 50 |
| Number of trees recommended for work within the next 2 years. (2) | 64 |
| Number of trees for whom work is recommended as resources permit. (3) | 8 |
| Number of trees not requiring any work at this time. | 55 |

Note that the trees were assessed in August 2023 and urgent works were identified to three trees, this work having been identified previously. These trees are not included in this survey. At the time of this survey, works had either been actioned or work was pending. The more urgent work at this time is to trees within Riverside Park.

The main purpose of this report was to review trees surveyed in 2023 and recommended for works in phase two. A brief review of phase one works was requested at the start of the 2024 survey. The conclusions of this review, which became more substantial, is in a separate addendum. It should be noted

that not all of the phase one works has been undertaken. All phase two recommendations remain valid except for one tree (T125, tagged 1409), where removal of dead wood rather than felling, is considered sufficient.

As part of this survey, we were requested to review the tree work scheduled for phase one. Regrettably, our conclusion is that some of this work has not been undertaken as recommended. Some of the work is to a poor standard and corrective works are needed. These are detailed in the Addendum issued separately. In addition, we were requested to survey the riverside alders which were subject to a level one walk-by survey in 2023 due to limited access. We expected the ground clearance works to have been undertaken. This was not the case, and so the survey was again a level one walk-by. One tree not listed specifically in 2023, an oak tagged 1744, opposite 37 Prince Harry Road has a significant broken branch over the footpath and is recommended for removal.

In 2023, 147 trees were tagged using aluminium tags. These were taken from our existing stock, keeping costs to the parish council lower. Sadly, some tags have been deliberately removed. We suggest that a new tagging exercise be undertaken in 2025 when the second phase of works is completed, using sucken tags which are sunk into the bark and not readily removed. We also advise that when trees are removed, a note of tags is kept to update the records.

Note that new photographs (relating to phase one works) have only been used for the separate addendum and not in this report. Also note that the re-survey followed the original route.

Re-inspection

We recommend that the trees in this report are subject to a re-inspection within 12-15 months.

Inspection Methodology

We use the Visual Tree Assessment (VTA) methodology as defined by Mattheck. This methodology uses externally present evidence to inform future management and is recognised industry best practice.

These trees were surveyed in accordance with TRAQ (Tree Risk Assessment Qualification) Methodology level three. TRAQ surveys trees at three levels:

Level 1: A walk-by survey, used where access may be limited or to assess a population of trees for safety.

Level 2: A detailed, ground-based survey, usually at 360*, including use of a tapping hammer.

3 Howton Grove Barns, Wormbridge, Herefordshire HR2 9DY

Tel: 01981 570426 or 07888 838360

Email: enquiries@cedarwoodtreecare.co.uk **Website:** www.cedarwoodtreecare.co.uk



Level 3: A more detailed inspection of the individual tree, usually including a climbing inspection and/use of decay-detecting equipment.

The trees on this site were inspected to level 2 where access permitted and level 1 otherwise. Note that for some of the trees, ivy is prevalent. This restricts an assessment of the condition of the trunk. Removal of the ivy enables a more complete inspection. However, ivy is a wildlife feature, providing nectar for bees, potential nesting for birds and winter roosting potential. For other trees, especially along the river within Riverland

Consultation

It should be recognised that the parks surveyed for this report are public areas and some of the trees are within a Conservation Area. There is potentially the need for removal of many trees. Consultation with both the local authority and local residents is recommended, including site meetings. We can assist with this and with identifying trees for replacement planting. There may be potential to explore external sources of funding for new plantings.

Management Proposals

This report has appraised the condition of trees across three sites of Public Open Space. Three are parks and one includes a riverside walk. The first park, Riverland Park includes riverside woodland. Much of the planting across all three sites is of trees planted in the 1970s and 1980s.

Riverland: the plantings consist mainly of either taller, more substantial specimens including willow and alder, which are ideal for wetland settings, and smaller, ornamental trees such as apple (*Malus*), Rowan and maples (*Acer*). A theme throughout the site, and especially the first park, is of trees planted in close proximity, where there is insufficient space for them to mature, and a general lack of maintenance in the past decade or two.

To the west of the park is an area of willow, growing on both sides of the river. Many of these trees are substantial specimens, twenty to twenty-five metres in height. Dead wood and ivy are prevalent. Several of the trees were identified for works in the 2021 survey, work that had not been actioned by the time of the 2023 survey. Willow can become substantial. The timber is not especially strong and there is a risk of branch failure. The individual tree can be managed by being cut to a trunk (pollarding) or to a stump (coppicing) from which the tree can then re-grow. This form of management can enable the tree to have a longer life. This can be shown in the several pollarded willows in this survey which have been able to re-grow from enlarged trunks. It is preferable to arrange for all of the willow trees in this section to be either pollarded or coppiced. An individual tree will grow with trunk and branch strength according to the setting. It is a self-optimised structure. If it is sheltered by neighbouring trees, the trunk is likely to lack wood strength. Removal

3 Howton Grove Barns, Wormbridge, Herefordshire HR2 9DY

Tel: 01981 570426 or 07888 838360

Email: enquiries@cedarwoodtreecare.co.uk **Website:** www.cedarwoodtreecare.co.uk



of neighbouring trees can leave it vulnerable to exposure to prevailing winds, leading to potential branch and trunk failure. The area includes a network of informal paths within the wooded area. There is scope to improve the condition

2 is an area of trees and shrubs fronting Prince Harry car park. These trees have limited amenity value, and there is an abundance of dead wood. Hawthorn is prominent, which is thorny. The trees can be retained; they are not unsafe, but a new planting scheme here would regenerate this corner, which is close to the play area.

3 is an area with a mix of trees including oak, rowan and apple. It appears to have been planted as a screen to a small group of houses, but the species selection is not suited to this. The several oaks are too close and have become etiolated, so that there are few lower branches, but the trees tower over the nearby gardens. Many of the trees are on a raised ridge, and a maple has been felled with the lower trunk retained as a pollard, but this isn't working, with the regrowth being more like suckers than regeneration. One option is to relandscape the setting, for example, planting a beech hedge and hornbeam which are ideal for screening.

Area 4 has several good specimens, but most of the trees here are poor specimens. There is space for planting some good specimen trees.

Area 5 is a row of alder and willow by the river. It was not possible to undertake a detailed assessment of the trees on the western side of the river, due to the brambles and nettles limiting access. An updated survey is recommended for the spring of 2024. The trees on the eastern

Area 6 is a row of alder and willow by the river. The alder are generally in a good condition but the willow are in need of management, either pollarding or coppicing.

Area 7 is an important feature within the park. It is a collection of mainly ornamental trees such as malus, rowan and hawthorn with some oak and field maple. The trees are on a ridge. They appear to be from plantings about forty years ago. The trees are generally crowded, and many of the ornamental trees are showing signs of decline. The recommendation is to re-landscape this area and plant new trees with vigour, of suitable species and with sustainable spacings to enable them to fully grow and mature.

Area 8 is a group of trees by the bridge leading to Riverside Gardens. This includes several willow by the lighting column, which should be pruned to ensure good lighting.

The overall theme for Riverside Gardens is of larger trees, especially willow by the river, which need extensive management due to a declining condition. Other trees are a mix of ageing ornamental specimens such as apple (*Malus*), poorer quality larger trees and generally crowding of trees. There are about 200 trees in this park, and, in order to create a longer-term feature, it may be desirable to fell and replace many of them. More could be made of much of the area and the tree cover. This includes the woodland by the river, which is dominated by tall willow and several muddy paths. It is not particularly

inviting. A good woodland should have ground cover and some smaller trees, which can provide a range of habitats. For example, hazel as a ground cover can provide habitat for dormice and birds. Having some willow as coppice and others as pollards provides a range of habitats, including potentially standing dead wood, which is important for a range of species of fauna and flora.

The use of mulch to create more structured pathways which would be more inviting for users of the park. There is also potential to plant a small number of more substantial specimen trees, and for these to become focal points, including by seating areas.

Littleworth Gardens

This site fronts two roads, Warwick Road and Stratford Road. Both are 'A' roads. There are several willow trees fronting Warwick Road, one of which extends over the road and requires urgent attention. This was listed for priority work in 2021, and it is concerning that the work had not been actioned at the time of the visit in October 2023. Within the park, the planting is a mixture of willow, maples and ash. There is a group of maples on the southern boundary which would benefit from the removal of 2-3 of the trees to provide space. There is space for new plantings. There are several trees on the Stratford Road frontage in need of management, including an ash tree by the bus stop. The ash tree shows signs of decline and removal is inevitable. There are four willow trees on the northern boundary, behind an area of scrub. It was not possible to undertake a detailed inspection of these trees. They are substantial specimen. Willow can become brittle especially when mature. These four trees are within falling distance of neighbouring properties. Management options include pollarding and felling, both of which are significant. A more detailed appraisal is recommended before a decision to take no action is pursued.

Jubilee Park

There has been extensive recent felling of trees in this site, mainly on the south-west boundary. Many of the trees are about forty years old, dating from the 1980s. Maples are prominent. A limitation to these trees is that they are not native and offer limited wildlife value. Several of the remaining trees will need to be felled due to their poor condition. There is potential for significant new tree planting here, again planting larger specimens.

There is a large area of woodland to the east of the site. This has not yet been surveyed.

The northern boundary is not properly defined and some of the ground is being used to store green waste including grass clippings and branches. It is not tidy.

| Tag | species | age | Condition/observations. | Recommendations | Priority |
|------------|-------------|-----|--|---|----------|
| 1/ 54 | Field maple | M | Good. Good vigour and condition. By the medical centre. Lower branches are affecting access. | 15% crown thin, 3m crown lift. The thin has been undertaken but dead wood remains present. Crown lift not undertaken. | 1 |
| 2 1294 | Whitebeam | M | Moderate. Good vigour, moderate condition. The crown is crowded. This is not a good specimen. | 15% crown thin or fell. No change, work scheduled for phase 2. | 2 |
| 3/ 1295 | Whitebeam | M | Moderate. Good vigour, moderate condition. The crown is crowded with dead wood. | Remove dead wood. No change, work scheduled for phase 2. | 2 |
| 4/ 1296 | Alder | M | Good. This tree is in good vigour. Multi-stemmed, three trees together. | No work required at this time. | n/a |
| 5/ 1297 | Goat willow | M | Moderate. Multi-stemmed. | Coppice. No change, work scheduled for phase 2. | 2 |
| 6/ 1298 | Willow | M | Moderate. | Coppice No change, work scheduled for phase 2. | 2 |
| 7/ 1299 | Cherry | M | Moderate. The trunk forks at 1m, forming two leaders, with a weak fork. Branches have fused. This is not a long-term tree. | Fell No change, work scheduled for phase 2. | 2 |

| | | | | | |
|------------------|-------------|--------|--|---|-----|
| 8/ 539 | Willow | M | Moderate. A group of about 50 trees, mostly willow. Dead wood is extensively present, with ivy prominent. These are substantial trees. | Coppice No change, work scheduled for phase 2. | 2 |
| 9/ 1300 | Malus | M | Moderate. This is a hedgerow feature on the southern boundary of the site. Ivy is prominent. It is not a significant feature, and could be improved by removal of the existing trees and planting a new feature. | Fell and replace, e.g. hornbeam/beech. No change, work scheduled for phase 2. | 2 |
| 10/ 1301 | Field maple | M | Good. No ivy. Some localised dead wood. | 15% crown thin, remove dead wood. No change, work scheduled for phase 2. | 2 |
| 11/ 1302 | Dead | L M | Poor. | Felling. Has been felled | 1 |
| 12 by 1302 | Cherry | M | Moderate. Has co-dominant leaders, ivy prevalent. | Sever ivy Ivy has recently been cut. It is unclear whether the severing is sufficient. | 1 |
| 13/ 1303 | Field maple | M | Good. Good condition and vigour. Crowded, but has potential. | No work required. | n/a |
| 14/ 1304 | Field maple | M | Good. Good condition and vigour. Crowded, but has potential. | No work required. | n/a |
| 15/ 1305 | Field maple | M | Good. Good condition and vigour. Has a fork at 1m, but the angle is wide so reduced risk of trunk splitting. | No work required. | n/a |

| | | | | | |
|-------------|-------------|---|--|---|-----|
| 16/ 1306 | Field maple | M | Moderate. Moderate condition, good vigour. Extensive dead wood. Rear of Field House Close. | Fell No change, work scheduled for phase 2. | 2 |
| 17/ 1306 | Rowan | M | Poor. | Fell No change, work scheduled for phase 2. | 2 |
| 18/ 1306 | Whitebeam | M | Poor. | Fell No change, work scheduled for phase 2. | 2 |
| 19 | Birch | M | Poor | Fell No change, work scheduled for phase 2. | 2 |
| 20 | Elder | M | Poor | Fell No change, work scheduled for phase 2. | 2 |
| 21/ 1307 | Field maple | M | Good. Crowded crown. | 15% crown thin. No change, work scheduled for phase 2. | 2 |
| 22/ 1308 | Oak | M | Poor. Good vigour but etiolated. | Not unsafe but is this a long-term tree? | n/a |
| 23/ 1309 | Oak | M | Poor. Good vigour but etiolated. | Not unsafe but is this a long-term tree? | n/a |
| 24/ 1310 | Oak | M | Poor. Good vigour but etiolated. | Not unsafe but is this a long-term tree? | n/a |

3 Howton Grove Barns, Wormbridge, Herefordshire HR2 9DY

Tel: 01981 570426 or 07888 838360

Email: enquiries@cedarwoodtreecare.co.uk **Website:** www.cedarwoodtreecare.co.uk



| | | | | | |
|---------------------|-------------|---------|---|--|-----|
| 25/ 1311 | Cherry | M | Poor. Good vigour but etiolated. | Not unsafe but is this a long-term tree? | n/a |
| 26/ 1312 | Oak | M | Poor. Good vigour but etiolated. | Not unsafe but is this a long-term tree? | n/a |
| 27/ 1313 | Oak | M | Poor. Good vigour but etiolated. | Not unsafe but is this a long-term tree? | n/a |
| 28/ 1315 | Field maple | M | Good. Good condition, good vigour. | No work required. | n/a |
| 29/ 1316 | Oak | E/ M | Good. Good condition and vigour. Etiolated. | No work required. | n/a |
| 30/ 1317 | Goat willow | M | Poor. Good vigour, poor condition. | Fell No change, work scheduled for phase 2. | 2 |
| 31/ 1318 | Cherry | M | Poor. Good vigour, poor condition. | Fell No change, work scheduled for phase 2. | 2 |
| 32/ 1319 | Cherry | M | Poor. Good vigour, poor condition. | Fell No change, work scheduled for phase 2. | 2 |
| 33/ 1320 | Field maple | M | Moderate. Good vigour, moderate condition. Large, sparse crown, with wound on the north side at 0-1m. | No work required at this time, but this is not a long-term tree. | n/a |
| 34/ | Goat willow | M | Moderate. Moderate condition and vigour. Heavy ivy infestation. | Coppice. | 2 |

3 Howton Grove Barns, Wormbridge, Herefordshire HR2 9DY

Tel: 01981 570426 or 07888 838360

Email: enquiries@cedarwoodtreecare.co.uk **Website:** www.cedarwoodtreecare.co.uk



| | | | | | |
|-------------|-------------|---|--|--|-----|
| 1321 | | | | No change, work scheduled for phase 2. | |
| 35/ 1322 | Goat willow | M | Moderate. Moderate condition and vigour. Heavy ivy infestation. | Coppice. No change, work scheduled for phase 2. | 2 |
| 36/ 1323 | Birch | M | Good. Good condition and vigour. Ivy is present. This is a really good specimen. | Sever ivy. No change, work scheduled for phase 2. | 2 |
| 37/ 1324 | Birch | M | Moderate. Good vigour, moderate condition. The main leader has broken. | Fell | 3 |
| 38/ 1325 | Field maple | M | Good. Good vigour and condition. Ivy present. | Sever ivy No change, work scheduled for phase 2. | 2 |
| 39/ 1326 | Field maple | M | Good. Good vigour and condition. Ivy present. | Sever ivy No change, work scheduled for phase 2. | 2 |
| 40/ 1327 | Field maple | M | Good. Good vigour and condition. Ivy present. | Sever ivy No change, work scheduled for phase 2. | 2 |
| 41/ 1328 | Alder | M | Good. Good vigour and condition. A good specimen. | No work required. | n/a |
| 42/ 1329 | Willow | M | Moderate. Good vigour, moderate condition. By the river. | No work required. | n/a |

3 Howton Grove Barns, Wormbridge, Herefordshire HR2 9DY

Tel: 01981 570426 or 07888 838360

Email: enquiries@cedarwoodtreecare.co.uk **Website:** www.cedarwoodtreecare.co.uk



| | | | | | |
|-------------|----------|---|---|--|-----|
| 43/ 1330 | Alder | M | Good. Good vigour and condition. A good specimen. | No work required. | n/a |
| 44/ 1331 | Willow | M | Moderate. Good vigour, moderate condition. Etiolated trunk. | Pollard to reduce the height. No change, work scheduled for phase 2. | 2 |
| 45/ 1332 | Alder | M | Poor. Poor vigour and condition. Ivy is extensive. | Coppice to encourage regeneration No change, work scheduled for phase 2. | 2 |
| 46/ 1333 | Alder | M | Good. Good vigour and condition. | Coppice to encourage regeneration No change, work scheduled for phase 2. | 2 |
| 47/ 1334 | Alder | M | Poor. Poor vigour and condition. | Coppice to encourage regeneration. No change, work scheduled for phase 2. | 2 |
| 48/ 1335 | Willow | M | Good. Good vigour and condition. | No work required. | n/a |
| 49/ 1336 | Willow | M | Moderate. Good vigour, moderate condition. Pollarded. | No work required. | n/a |
| 50/ 1337 | Alder | M | Good. Good vigour and condition. | No work required. | n/a |
| 51/ | Hawthorn | M | Good. Good vigour and condition. | No work required. | n/a |

3 Howton Grove Barns, Wormbridge, Herefordshire HR2 9DY

Tel: 01981 570426 or 07888 838360

Email: enquiries@cedarwoodtreecare.co.uk **Website:** www.cedarwoodtreecare.co.uk



| | | | | | |
|---------------------|----------------------|---------|---|---|-----|
| 1338 | | | | | |
| 52/ 1339 | Hawthorn | M | Good. Good vigour and condition. | No work required. | n/a |
| 53/ 1340 | Field maple | M | Good. Good vigour and condition. | No work required. | n/a |
| 54/ 1342 | Field maple | M | Good. Good vigour and condition. | No work required. | n/a |
| 55/ | Rowan & Virburnum | L/ M | Poor. By 1342. | Fell No change, work scheduled for phase 2. | 2 |
| 56/ 1341 | Field maple | M | Good. Good vigour and condition. | No work required. | n/a |
| 57/ 1343 | Cherry | M | Poor. Has a weak fork. | Fell No change, work scheduled for phase 2. | 2 |
| 58/ 1344 | Field maple | M | Good. Good vigour and condition. Has a fork at 0.5m, not a structural weakness. | No work required. | n/a |
| 59/ 1345 | Cherry | M | Poor | Fell No change, work scheduled for phase 2. | 2 |
| 60/ 1346 | Cherry | M | Poor | Fell No change, work scheduled for phase 2. | 2 |

3 Howton Grove Barns, Wormbridge, Herefordshire HR2 9DY

Tel: 01981 570426 or 07888 838360

Email: enquiries@cedarwoodtreecare.co.uk **Website:** www.cedarwoodtreecare.co.uk



| | | | | | |
|---------------------|-------------|---|----------------------------------|---|-----|
| 61/ 1347 | Cherry | M | Poor | Fell No change, work scheduled for phase 2. | 2 |
| 62/ 1348 | Cherry | M | Poor | Fell No change, work scheduled for phase 2. | 2 |
| 63/ 1349 | Goat willow | M | Poor. Ivy is extensive. | Fell No change, work scheduled for phase 2. | 2 |
| 64/ 1350 | Malus | M | Poor. In decline | Fell No change, work scheduled for phase 2. | 2 |
| 65/ 1351 | Cherry | M | Good. Good vigour and condition. | No work required. | n/a |
| 66/ 1352 | Viburnum | M | Moderate. Has limited impact. | Fell and replace. No change, work scheduled for phase 2. | 3 |
| 67/ 1353 | Cherry | M | Moderate. Has limited impact. | Fell and replace. | 3 |
| 68/ 1354 | Dead | | | Fell | 1 |
| 69/ 1355 | Cherry | M | Moderate. Has limited impact. | Fell and replace. | 3 |

3 Howton Grove Barns, Wormbridge, Herefordshire HR2 9DY

Tel: 01981 570426 or 07888 838360

Email: enquiries@cedarwoodtreecare.co.uk **Website:** www.cedarwoodtreecare.co.uk



| | | | | | |
|-------------|--------------|---------|---|---|-----|
| 70/ 1356 | Field maple | M | Good. Good vigour and condition. | No work required. | n/a |
| 71/ 1357 | Field maple. | M | Poor. | Fell No change, work scheduled for phase 2. | 2 |
| 72/ 1358 | Thorn. | M | Poor. | Fell No change, work scheduled for phase 2. | 2 |
| 73/ 1359 | Field maple | M | Poor. Crowded setting. | Fell and replace. No change, work scheduled for phase 2. | 2 |
| 74/ 1360 | Cherry | M | Poor. In decline with heavy ivy infestation. | Fell and replace. No change, work scheduled for phase 2. | 2 |
| 75/ 1361 | Oak | E/ M | Poor. Etiolated. | Fell and replace. No change, work scheduled for phase 2. | 2 |
| 76/ 1362 | Oak | E/ M | Poor. Crowded setting, with insufficient space to mature. | Fell and replace. No change. | 3 |
| 77/ 1363 | Viburnum | M | Good. Limited impact. | Fell and replace. | 3 |
| 78/ 1364 | Viburnum | M | Good. Limited impact. | Fell and replace. | 3 |

3 Howton Grove Barns, Wormbridge, Herefordshire HR2 9DY

Tel: 01981 570426 or 07888 838360

Email: enquiries@cedarwoodtreecare.co.uk **Website:** www.cedarwoodtreecare.co.uk



| | | | | | |
|-------------|--------------|---------|--|---|-----|
| 79/ 1365 | Goat willow | M | Good. By lighting column, causing shade. | Coppice. Some work has been done, but it has not been completed. There are three branches, each cut to a different height. Structural weaknesses remain. A proper coppice is now required. | 1 |
| 80/ 1366 | Alder | M | Good. Good vigour and condition. By the bridge | No work required. | n/a |
| 81/ | Willow | M | Good. By the bridge and lighting column. | Pollard. No change, work scheduled for phase 2. | 2 |
| 82/ 1367 | Goat willow. | L/ M | Moderate. Has a cavity and decay. | Pollard, with MEWP Not undertaken at the time of the visit. Has extensive dead and dead wood and works not undertaken in the recommended timescale. | 1 |
| 83/ 1368 | Field maple | M | Good. Good vigour and condition. | No work required. | n/a |
| 84/ 1369 | Goat willow | M | Moderate. Has been heavily pruned. | No work required. | n/a |
| 85/ 1370 | Field maple | M | Good. Good vigour and condition. | 3m crown lift in 2024 | 3 |
| 86/ | Cherry | M | Poor. | Fell | 2 |

3 Howton Grove Barns, Wormbridge, Herefordshire HR2 9DY

Tel: 01981 570426 or 07888 838360

Email: enquiries@cedarwoodtreecare.co.uk **Website:** www.cedarwoodtreecare.co.uk



| | | | | | |
|-------------|-------------|---|--|---|-----|
| 1371 | | | | No change, work scheduled for phase 2. | |
| 87/ 1372 | Alder | M | Good. Good vigour and condition. | No work required. | n/a |
| 88/ 1373 | Alder | M | Poor. | Coppice No change, work scheduled for phase 2. | 2 |
| 89/ 1374 | Goat willow | M | Poor | Coppice No change, work scheduled for phase 2. | 2 |
| 90 | Goat willow | M | Poor. In decline. By the Environment Agency sign | Coppice Appears to have been done. | 1 |
| 91/ 1375 | Alder | M | Poor | Coppice Appears to have been done. | 1 |
| 92/ 1376 | Alder | M | Poor, extensive decay. | Coppice No change, work scheduled for phase 2. | 2 |
| 93/ 1377 | Alder | M | Moderate. Has a pronounced lean. | No work required. | n/a |
| 94/ 1378 | Alder | M | Good. Has two leaders. | No work required. | n/a |
| 95/ 1379 | Alder | M | Poor. Has three leaders. Decay present. | Coppice | 2 |

3 Howton Grove Barns, Wormbridge, Herefordshire HR2 9DY

Tel: 01981 570426 or 07888 838360

Email: enquiries@cedarwoodtreecare.co.uk **Website:** www.cedarwoodtreecare.co.uk



| | | | | | |
|--------------|-------------|---------|--|--|-----|
| | | | | No change, work scheduled for phase 2. | |
| | | | | | |
| 96/ 1380 | Willow | L M | Moderate. Has been pollarded. | Re-pollard No change, work scheduled for phase 2. | 2 |
| 97/ 1381 | Ash | E/ M | Good. A good specimen | No work required. | n/a |
| 98/ 1382 | Ash | M | Good. Ivy beginning to become established. | Sever ivy It is unclear whether this work has been undertaken sufficiently to kill the ivy. | 1 |
| 99/ 1383 | Willow | M | Good specimen. The trunk forks at the base. This is not a structural weakness. | No work required. | n/a |
| 100/ 1384 | Willow | L M | Moderate. Has been pollarded. Has the features of a veteran tree, with cavities and dead wood. | Repollard | 1 |
| 101/ 1385 | Oak | E/ M | Good. Good vigour and condition. | No work required. | n/a |
| 102/ 1386 | Field maple | M | Moderate. Has dead wood and a crowded crown. | 15% crown thin and removal of dead wood. No change, work scheduled for phase 2. | 2 |
| 103/ | Thorn | M | Moderate. Limited amenity value. | Fell and replace | 3 |

| | | | | | |
|------------------|-------------|---|--|---|-----|
| 1387 | | | | No change, work can be undertaken when resources permit. | |
| 104/ 1388 | Field maple | M | Good. Good vigour and condition. Crown is crowded. | 15% crown thin | 2 |
| 105/ 1389 | Field maple | M | Good. Good vigour and condition. | No work required. | n/a |
| 106/ 1390 | Goat willow | M | Moderate, Multi-stemmed. | Coppice in 2024 | 2 |
| Littleworth Park | | | | | |
| 107/ 1391 | Goat willow | M | Moderate, Multi-stemmed. | Coppice in 2024 No change, work scheduled for phase 2. | 2 |
| 108/ 1392 | Goat willow | M | Moderate, Multi-stemmed. | Coppice in 2024 | 2 |
| 109/ 1393 | Alder | M | Poor specimen. Not a safety issue at present. | No work required. | n/a |
| 110/ 1394 | Goat willow | M | Poor. Has decay and fungi present. | Coppice This tree has been pollarded, with two main trunks retained at about 1m height, and ivy left on the trunks. Decay throughout the trunk, with the fungus <i>Ganoderma</i> present at the bottom and upper | 1 |

| | | | | | |
|--------------|-------------|---|--|--|-----|
| | | | | parts of the trunk. Further work is needed. | |
| 111/ 1395 | Goat willow | M | Good. A good specimen. | Pollard No change, work scheduled for phase 2. | 2 |
| 112/ 1396 | Goat willow | M | Good. A good specimen. | Pollard No change, work scheduled for phase 2. | 2 |
| 113/ 1397 | Ash | M | Poor. In decline. | Fell The tree remains <i>in situ</i> with extensive dead wood present. Felling is recommended within the next phase of work, as a priority. | 1 |
| 114/ 1398 | Sycamore | M | Good. A good specimen. | No work required. | n/a |
| 115/ 1399 | Field maple | M | Good. A reinspection in the spring to assess for vigour would be beneficial. | Re-inspect within 6 months. Re-inspection not undertaken. Appears to be in good vigour. | 2 |
| 116/ 1400 | Field maple | M | Good. A reinspection in the spring to assess for vigour would be beneficial. | Re-inspect within 6 months. Re-inspection not undertaken. Appears to be in good vigour. | 2 |
| 117/ 1401 | Field maple | M | Good. A reinspection in the spring to assess for vigour would be beneficial. | Re-inspect within 6 months. Re-inspection not undertaken. Appears to be in good vigour. | 2 |

| | | | | | |
|--------------|-------------|---|--|---|-----|
| 118/ 1402 | Goat willow | M | Good. A good specimen. | Pollard No change, work scheduled for phase 2. | 2 |
| 119/ 1403 | Field maple | M | Poor. Covered in ivy. | Fell Has been left as a 2m pollard, covered in ivy. Work is incomplete and further work is needed. | 1 |
| 120/ 1404 | Willow | M | Good. This is a group of four specimens on the edge of the park. They are substantial specimens. A re-inspection in 2024 may be considered. They could be coppiced, pollarded or left unchanged. | Re-inspect spring 2024 Re-inspection not undertaken. Appears to be in good vigour. | 2 |
| 121/ 1405 | Acer | M | Good. Good condition and vigour. Has localised dead wood. | Remove dead wood. No change, work scheduled for phase 2. | 2 |
| 122/ 1406 | Acer | M | Poor. In decline. | Fell Appears to have been undertaken | 1 |
| 123/ 1407 | Acer | M | Moderate. In decline. | Re-inspect in spring 2024 Re-inspection not undertaken. Appears to be in good vigour. | 2 |
| 124/ 1408 | Acer | M | Good. A good specimen. | No work required. | n/a |
| 125/ 1409 | Acer | M | Moderate. Has localised dead wood. | Fell and replace. | 2 |

| | | | | | |
|--------------|-----------|---------|---|---|-----|
| | | | | Vigour has improved. Removal of dead wood now recommended for phase 2 works. | |
| 126/ 1410 | Horn beam | M | Good. A good specimen. | No work required | n/a |
| 127/ 1411 | Acer | M | Moderate. Has dead wood present and crowded crown. | 15% thin and removal of dead wood. No change, work scheduled for phase 2. | 2 |
| 128/ 1412 | Acer | M | Poor. In decline. | Fell Appears to have been undertaken | 1 |
| 129/ 1413 | Apple | M | Poor. In decline | Fell Appears to have been undertaken | 1 |
| 130/ 1414 | Sycamore | E/ M | Poor. | Fell Appears to have been undertaken | 1 |
| 131/ 551 | Ash | M | Moderate. This is a substantial specimen with considerable weight in the crown. | Re-inspect with potential for decay assessment. No re-inspection has been undertaken and the tree remains <i>in situ</i> with extensive dead wood present. Felling is recommended within the next phase of work. | 1 |
| | | | | | |
| 132/ | Rowan | M | Poor. Extensive dead wood. | Re-inspect spring 2024 | 2 |

| | | | | | |
|--------------|-------------|---|--|--|-----|
| 1415 | | | | Removal of dead wood within phase 2 recommended. | |
| 133/ 1416 | Apple | M | Poor. A poor specimen, but not a safety issue. | No work required. | n/a |
| 134/ 1417 | Birch | M | Good. A good specimen. | No work required. | n/a |
| 135/ 1418 | Hawthorn | M | Poor. A poor specimen, but not a safety issue. | No work required. | n/a |
| 136/ 1419 | Cherry | M | Good. A good specimen. | No work required. | n/a |
| 137/ 1420 | Hornbeam | M | Poor. A poor specimen, but not a safety issue. | No work required. | n/a |
| 138/ 1421 | Birch | M | Good. A good specimen. | No work required. | n/a |
| 139/ 1422 | Cherry | M | Good. The trunk forks but this is not a structural weakness. | No work required. | n/a |
| 140/ 1423 | Lime | M | Good. A good specimen. | No work required. | n/a |
| 141/ 1424 | Goat willow | M | Good. A good specimen. | No work required. | n/a |
| 142/ 1425 | Cherry | M | Good. A good specimen. | No work required. | n/a |

3 Howton Grove Barns, Wormbridge, Herefordshire HR2 9DY

Tel: 01981 570426 or 07888 838360

Email: enquiries@cedarwoodtreecare.co.uk **Website:** www.cedarwoodtreecare.co.uk



| | | | | | |
|--------------|--------|---|---|-------------------|-----|
| 143/ 1426 | Lime | M | Good. A good specimen. | No work required. | n/a |
| 144/ 1427 | Cherry | M | Moderate. A poor specimen but not in decline. | No work required. | n/a |
| 145/ 1428 | Apple | M | Moderate. A poor specimen but not in decline. | No work required. | n/a |
| 146/ 1429 | Cherry | M | Moderate. A poor specimen but not in decline. | No work required. | n/a |
| 147/ 1430 | Apple | M | Moderate. A poor specimen but not in decline. | No work required. | n/a |

This supporting statement has been provided to explain some of the technical details.

Species Trees have been identified by the common name. The main purpose is for identification. It can also inform management as some trees are associated with specific issues e.g. branch failure.

Age: Age classes of Young, Early-mature (one-third of life), Mature, Late Mature and Veteran have been used. They help to inform future management. For example, an early-mature tree may have further growth potential and one which is mature to late mature but has decay is less likely to be suited to retention.

Condition: Four categories have been used, Good, Moderate, Poor and Dead. A good specimen will be in good health and have few structural issues such as included bark, where a trunk or branch forks and the fork is not particularly strong, and may be vulnerable to breaking. Moderate trees will not be in such good health, and may have some dieback. A tree which is poor will have more extensive dieback but not necessarily be unsafe. A dead tree has little signs of life. It may be safe, and so the decision to remove is one of the landowner's priorities.

Observations: This is a narration on the tree, the setting and future work requirements.

Recommendations: Some trees may require further work, pruning, felling or a more detailed assessment of condition. All trees have been surveyed from the ground, in accordance with the inspection methodology detailed below. With some trees, the survey may identify issues which can only be assessed by climbing the tree and exploring the condition of the crown. Where this is deemed necessary. In such cases, the report will highlight this. Where the additional assessment cannot be made by external observations, it is possible to assess the internal condition using specialist decay-assessing equipment. This carries an additional cost, and the use of this option can be explored separately.

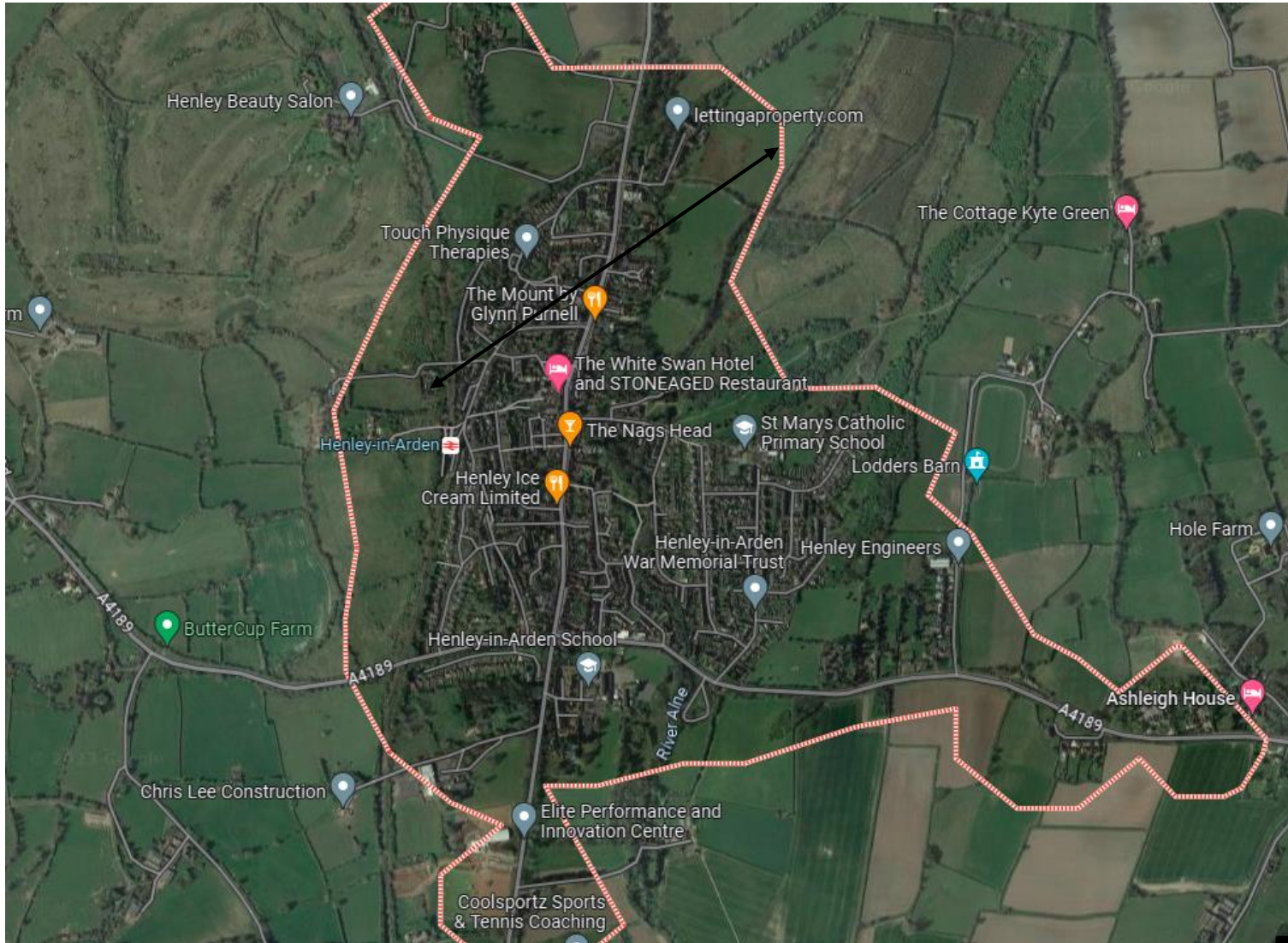
Priorities: Some work is more urgent. We highlight which work is most pressing. It may be cost-effective to undertake both urgent and less urgent work together especially if the latter is minor. Priorities are:

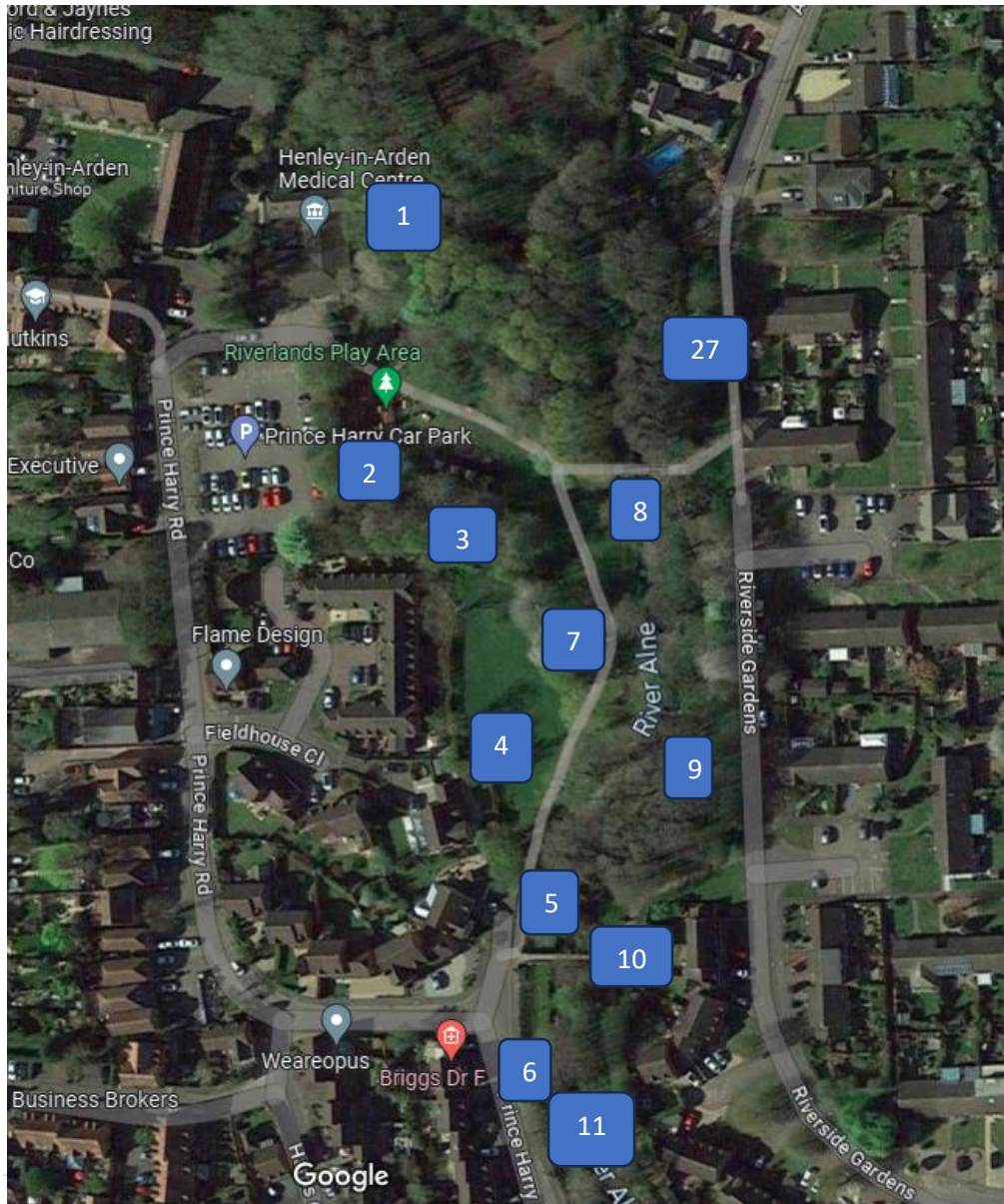
Mark Chester

BSc (Hons); MICFor; CUEW; C. Hort; MCIOSH; Tech.Cert (Arbor.A); F.Arbor.A; C. Env.



TITLE: Site Plan



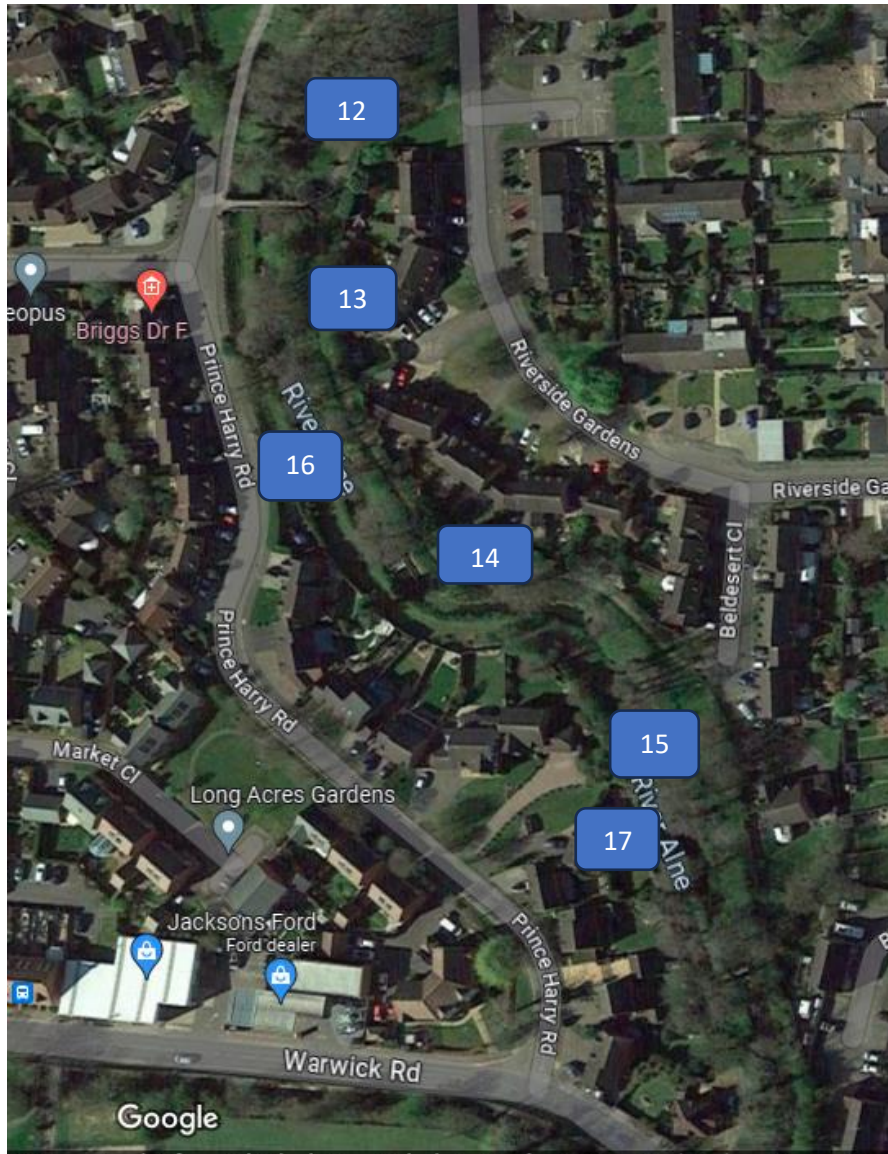


Riverland Gardens

The numbers relate to the order of the survey. Where accessible, all trees were tagged. Note that the trees fronting Riverside Gardens were surveyed last

3 Howton Grove Barns, Wormbridge, Herefordshire HR2 9DY
Tel: 01981 570426 or 07888 838360
Email: enquiries@cedarwoodtreecare.co.uk **Website:** www.cedarwoodtreecare.co.uk

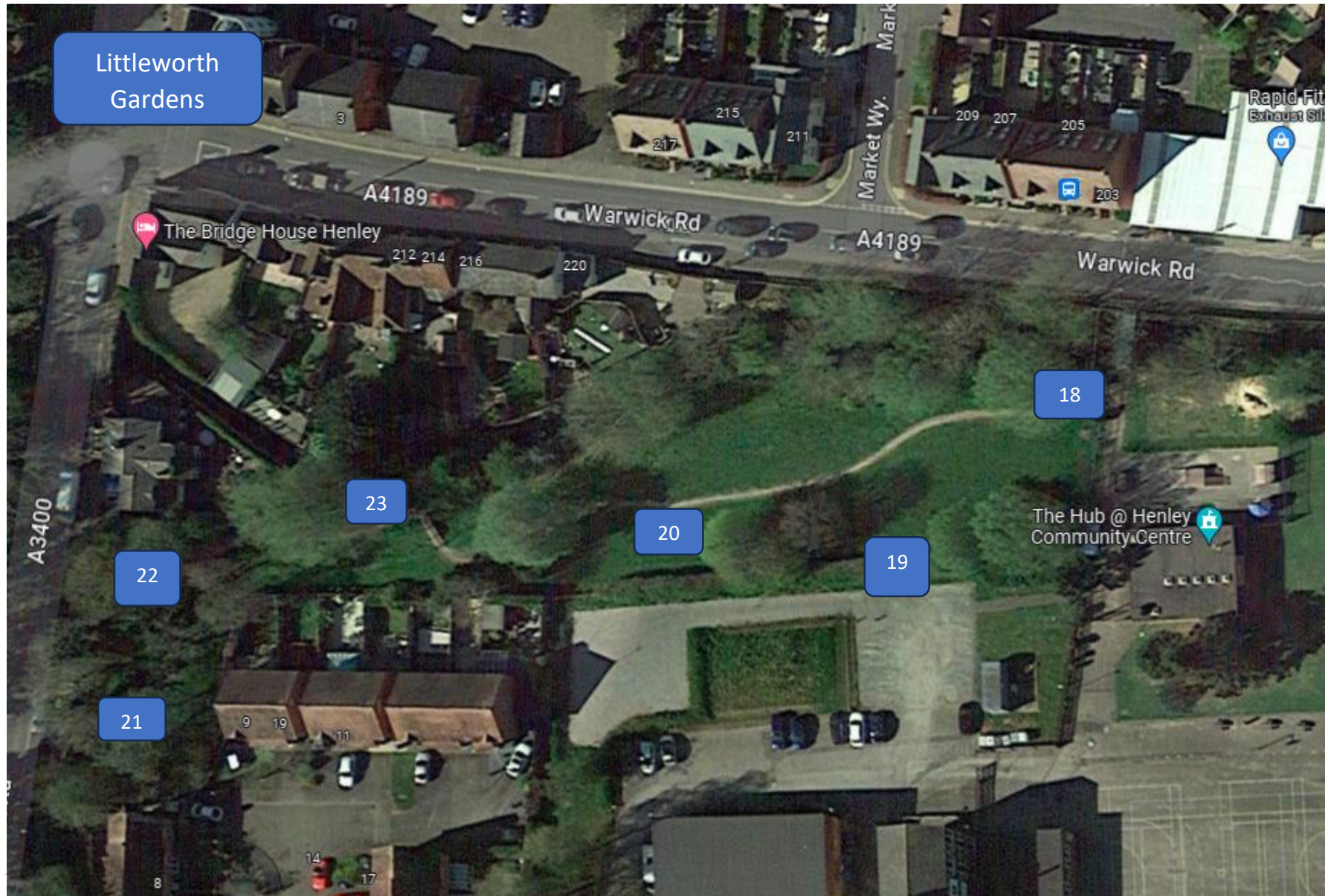




Riverside Gardens

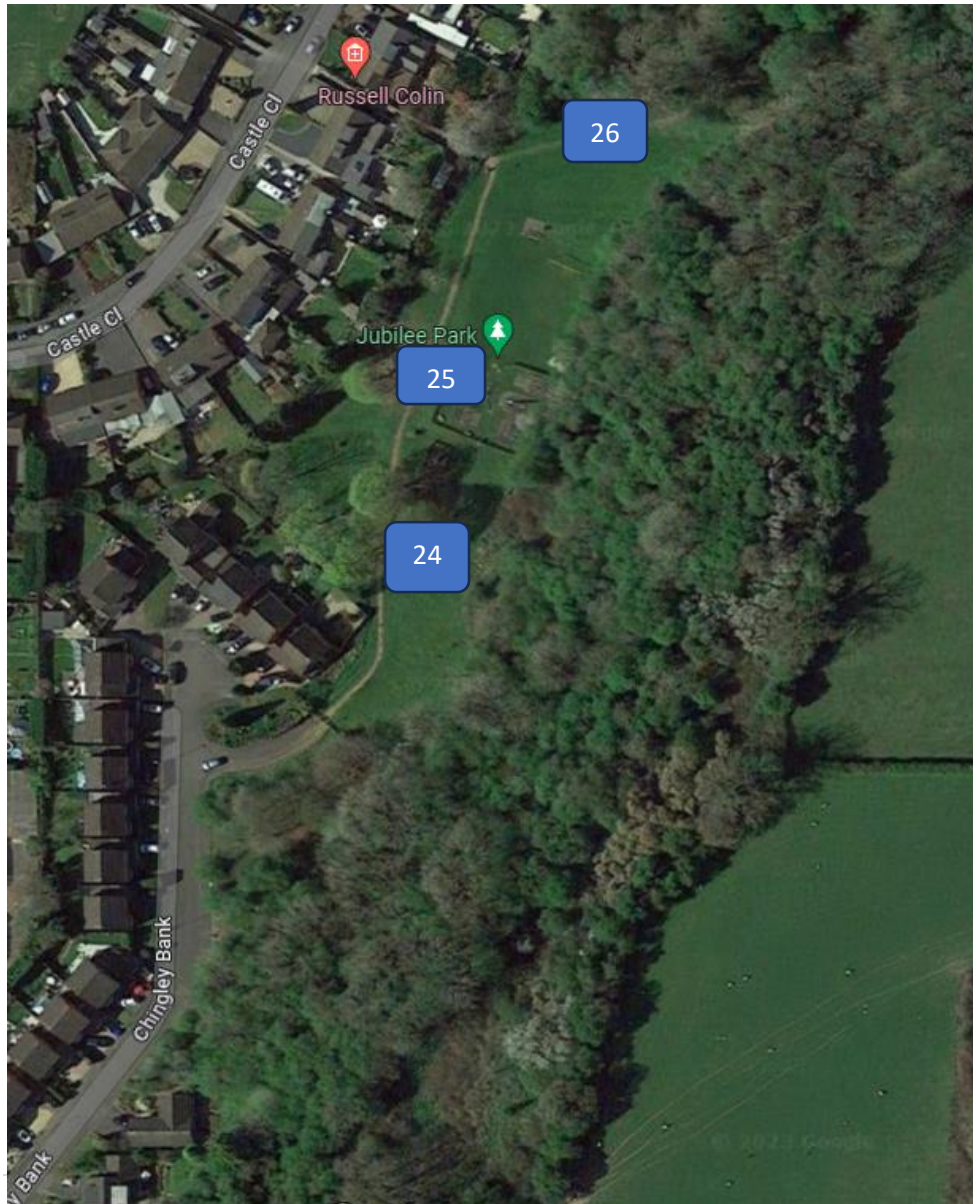
3 Howton Grove Barns, Wormbridge, Herefordshire HR2 9DY
Tel: 01981 570426 or 07888 838360
Email: enquiries@cedarwoodtreecare.co.uk **Website:** www.cedarwoodtreecare.co.uk





3 Howton Grove Barns, Wormbridge, Herefordshire HR2 9DY
Tel: 01981 570426 or 07888 838360
Email: enquiries@cedarwoodtreecare.co.uk **Website:** www.cedarwoodtreecare.co.uk





3 Howton Grove Barns, Wormbridge, Herefordshire HR2 9DY

Tel: 01981 570426 or 07888 838360

Email: enquiries@cedarwoodtreecare.co.uk **Website:** www.cedarwoodtreecare.co.uk



Reference: Photographs



IMAGE 1 (above) A view of the woodland edge.

IMAGE 2 (below) Some of the large willows in the woodland edge. They are tall, with extensive dead wood and ivy. Pollarding/coppicing is recommended.





IMAGE 3: Two views of the willows, showing some of the dead wood present.

IMAGE 4: Note the lack of ground cover. An improved woodland would include ground cover.





Image 5 Above: Some of the trees in area 3. The oaks are tall and close. They are not screening the houses beyond, but are shading the gardens.

Image 6 Below Another view of area 3. There are trees in decline and some over the play area, which is not ideal.



3 Howton Grove Barns, Wormbridge, Herefordshire HR2 9DY

Tel: 01981 570426 or 07888 838360

Email: enquiries@cedarwoodtreecare.co.uk **Website:** www.cedarwoodtreecare.co.uk



Image 7 (above): Jubilee Park, looking south. About ten trees have been felled in the blue area. There is
Image 8 (below): The woodland edge by the play area. This has not yet been surveyed.





Image 9 (above): One of the trees at Jubilee Park, which is in decline.
Image 10 (below): A tree has been planted at Jubilee Park. The grass around the base will make it difficult for this tree to become established. A more planned approach is proposed.





Image 11 (above): Some of the maple trees at Jubilee Park. These are visually prominent. They are not native and offer limited wildlife value.

Image 12 (Below): The ash tree on the boundary at Jubilee Park. A more detailed assessment is recommended.

